



Earthmoving equipment solutions

2010 Interim Results

Keith Gordon
CEO & Managing Director

Stephen Gobby
CFO



RENTAL | SALES | PARTS | ASSET MANAGEMENT

Presentation Overview

- ◆ Highlights
- ◆ Financials
- ◆ Strategy & Outlook
- ◆ Question & Answer



Earthmoving equipment solutions

Highlights

Keith Gordon
CEO & Managing Director



RENTAL | SALES | PARTS | ASSET MANAGEMENT

Overview

- ◆ **1H recovery...**
 - ◆ Ramp-up in customer activity slower than anticipated
 - ◆ Utilisation hours per machine lower than historical average

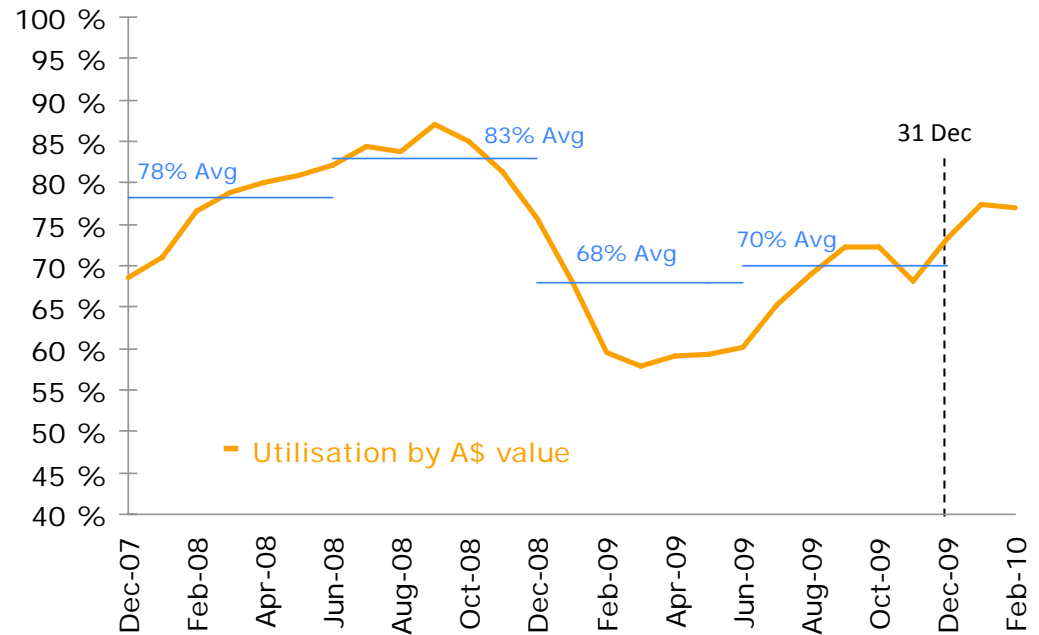
- ◆ **Decisive action taken to reposition business...**
 - ◆ European business to be closed
 - ◆ Restructure of North American businesses including exit from Central Appalachian coal region
 - ◆ Impairments of \$14.3m in 1H10 with further one-off charges of up to \$29.5M in 2H10

- ◆ **Looking forward...**
 - ◆ Activity increasing across all key commodities
 - ◆ Liberation of underperforming capital – first steps to improve ROC
 - ◆ Migrate fleet further toward larger mining equipment
 - ◆ Immediate growth opportunities in Australia, Indonesia & Canada
 - ◆ Long-term strategic planning underway

Rental Fleet Utilisation

Asset utilisation recovering through 1H...

- ◆ Recovery underway however slower than anticipated
- ◆ Larger equipment for blue chip mining has been redeployed faster than smaller mining and civil equipment
- ◆ 1H capex fully utilised as at December 09 (190t and 240t dump trucks)
- ◆ Utilisation in Western Australia, Queensland and Canada steadily improved across the half



- ✓ USA idle assets to be disposed of or relocated within Emeco
- ✓ Focus on recycling idle capital and reconfiguring fleet

Leveraged to the mining cycle

All major commodities wound back hard in FY09 due to price uncertainty and GFC

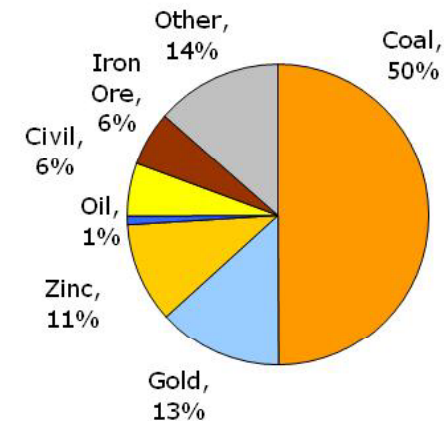
Global recovery underway

- ◆ Majors targeting production capacity growth - Emeco 's large equipment fleet meeting needs of coal, iron ore, gold and oil sands majors
- ◆ Smaller metals projects recommencing however capital remains tight creating pull through for smaller mining fleet

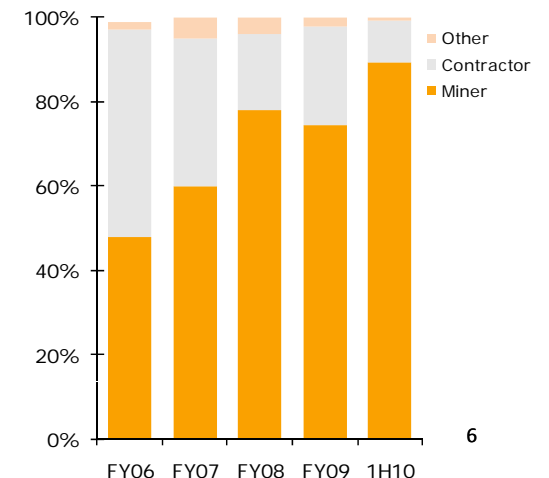
Adding-value across operations

- ◆ Emeco provides various fleet size solutions across multiple phases of mine site operations from the tailings dams development to base production
- ◆ Emeco's maintenance facilities and expertise are increasingly used by miners for own fleet

1H10 Commodity exposure (Group)



Customer composition (Australia)




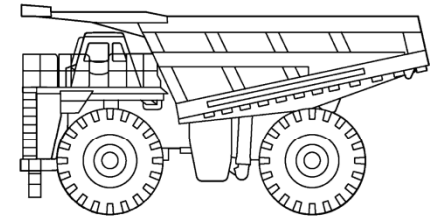
Earthmoving equipment solutions

Equipment

Continue reorientation of the fleet mix toward large mining equipment

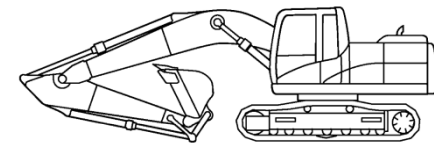

Small Equipment Fleet

- ◆ Impairments taken in 1H10 on small construction equipment due to over supply
- ◆ Disposal of this equipment in 2H10 will improve cash generation and ROC
- ◆ Continue to downsize exposure to this equipment class



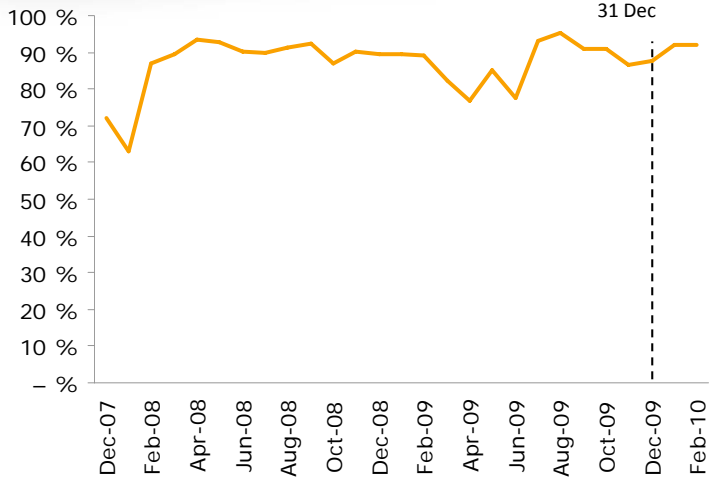
Core Fleet (medium & large)

- ◆ Recent investment has increased leverage to majors in coal, iron ore and oil sands
- ◆ Tightening new equipment supply increasing Emeco's market opportunities
- ◆ Continue to evaluate opportunities for investment in large equipment but remain disciplined on capex

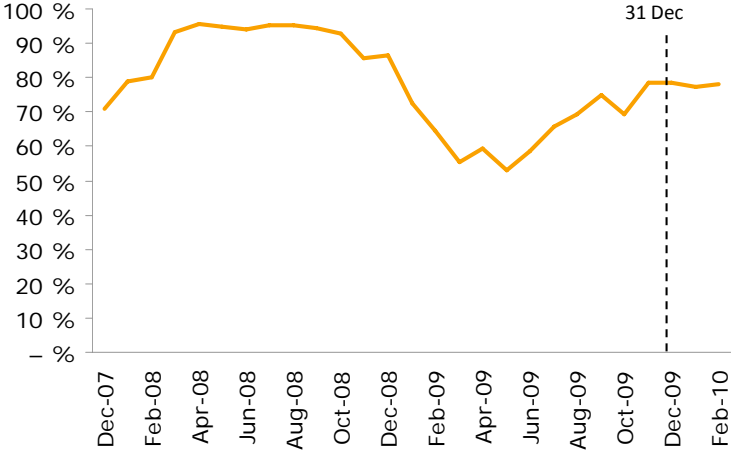


Business Unit Performance

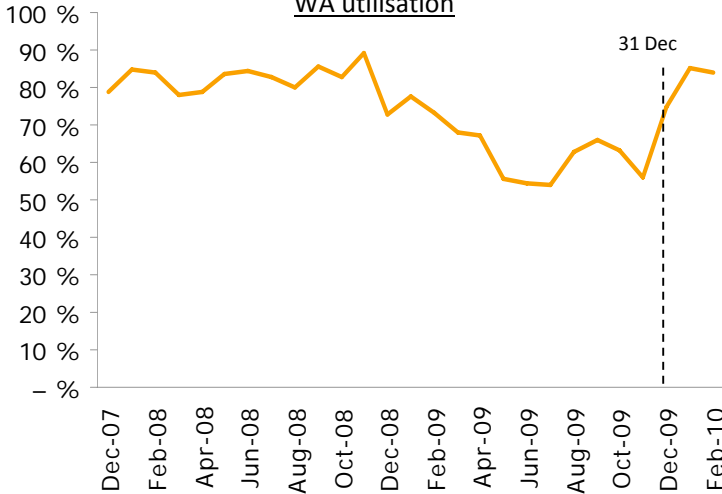
NSW utilisation



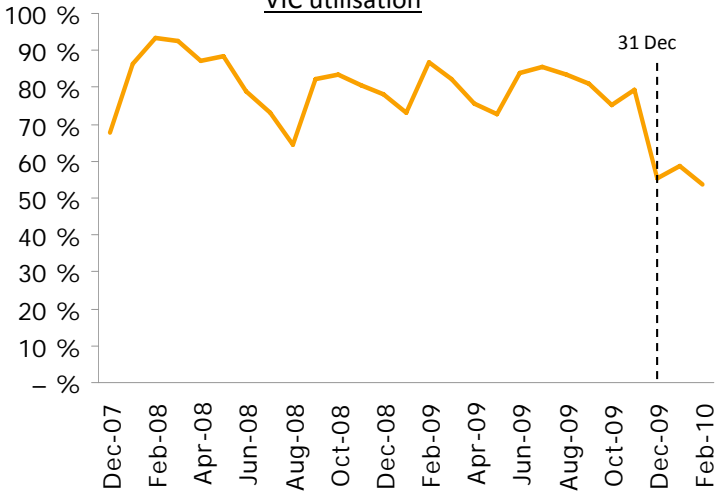
QLD utilisation



WA utilisation

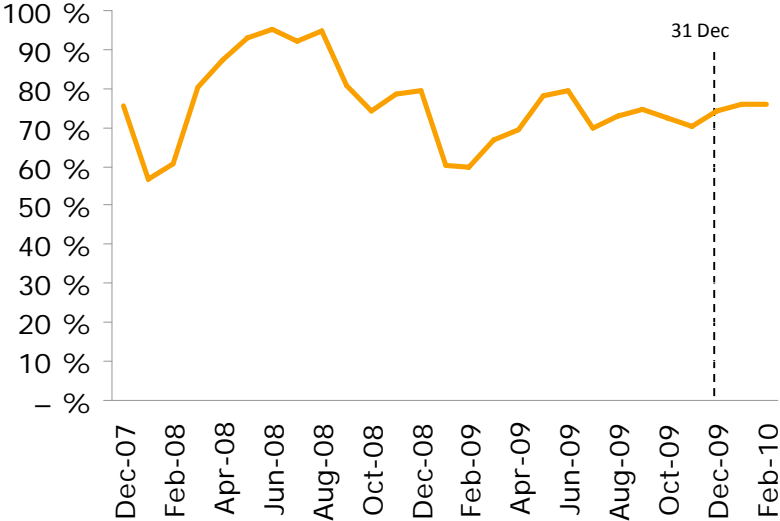


VIC utilisation

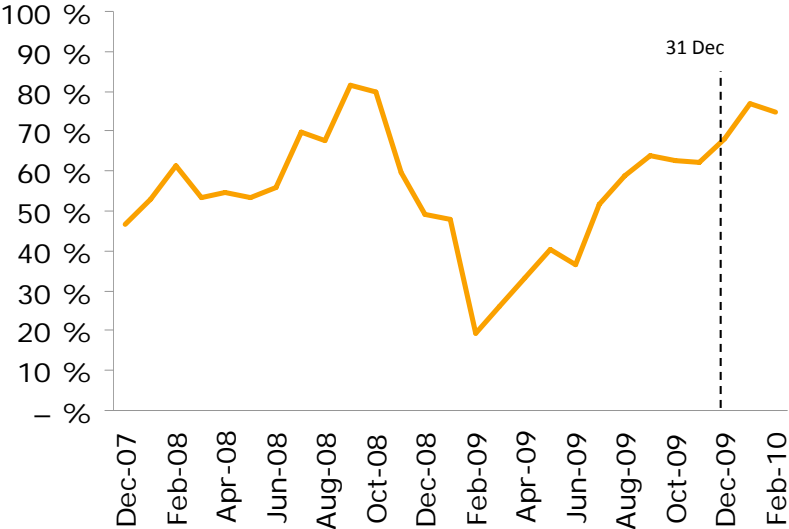


Business Unit Performance

Indonesia utilisation



Canada utilisation





Earthmoving equipment solutions

Financials

Stephen Gobby
CFO



RENTAL | SALES | PARTS | ASSET MANAGEMENT

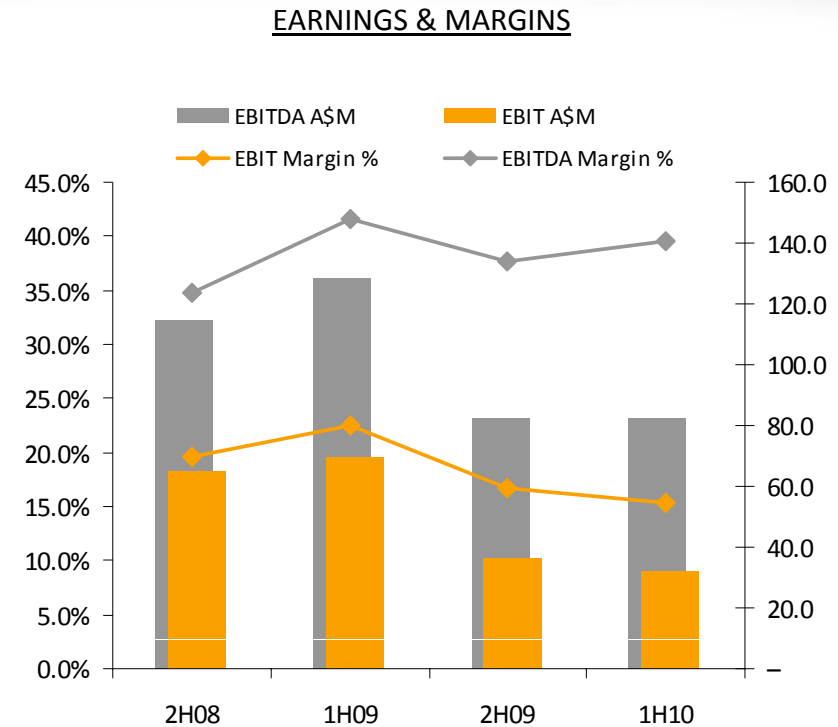
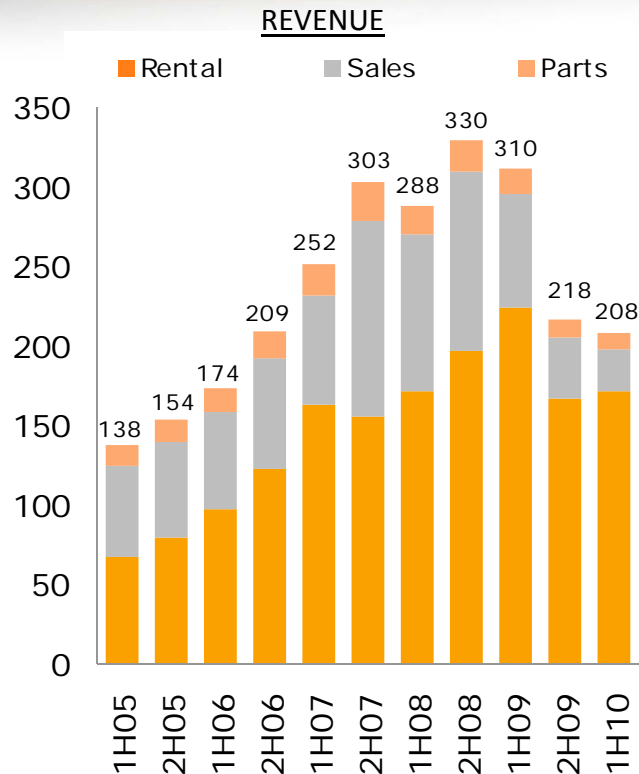
Financial Performance

\$13.6M Operating NPAT in 1H10, in-line with guidance

	1H09	2H09	1H10	PCP Var	PCP Var
	Operating	Operating	Operating	A\$ m	%
Revenue	309.8	218.4	208.5	(101.3)	(32.7)%
EBITDA	128.6	82.3	82.5	(46.1)	(35.8)%
<i>margin (%)</i>	<i>41.5</i>	<i>37.7</i>	<i>39.6</i>		
EBIT	69.7	36.4	32.1	(37.6)	(53.9)%
<i>margin (%)</i>	<i>22.5</i>	<i>16.7</i>	<i>15.4</i>		
NPATA	39.2	18.7	13.8	(25.4)	(64.8)%
NPAT	39.0	18.6	13.6	(25.4)	(65.1)%
EPS (cps)	6.2	2.9	2.2	(4.0)	(65.1)%
DPS (cps)	2.0	2.0	0.0	(2.0)	(100.0)%
Invested Capital	1,147.9	1,170.3	1,128.3	(19.6)	(1.7)%
ROC (%)	11.7%	9.1%	6.0%	(5.6)%	-

ROC % = 12 month rolling EBIT divided by average Invested Capital of that period

Earnings Composition



- ◆ Revenue growth from increased productivity across the fleet, plus contribution from the large truck investment in 1H
- ◆ Ongoing reconfiguration of fleet will further enhance revenue

- ◆ EBITDA margins remain robust
- ◆ However, EBIT margin highly leveraged to utilisation due to minimum hour depreciation policy

One-off Significant Items

One-off, largely non-cash items impacting NTA by 4%

A\$ Millions	1H10 Operating	North America	Australia Inventory	1H10 Statutory
Revenue	208.5			208.5
EBITDA	82.5	(13.3)	(4.5)	64.7
EBIT	32.1	(13.3)	(4.5)	14.3
NPAT	13.6	(11.1)	(3.2)	(0.6)

1H10 Impairment charges

- ◆ \$13.3m (pre-tax) impairment of North American civil construction equipment. Intend to accelerate the disposal of these assets and generate cash flows in 2H10 which can be reinvested or used to reduce debt
- ◆ \$4.5m (pre-tax) impairment of Australian Sales and Parts inventory due to AUD appreciation

2H10 Restructure of operations

- ◆ Up to \$29.5m in business closure and restructure charges for European and North American businesses
- ◆ Idle capital and combined EBIT loss for Europe and USA of \$2.6m in 1H10

First steps towards acceptable ROC

- ◆ Reengaging core fleet, disposing of non core assets and reconfiguring fleet into larger asset classes are the first steps

13

Cash Flow

Balance sheet used for long term capex investment in large truck fleets

A\$ Millions	2H09	1H10
Operating Cash flow (exc WC)	53.0	58.7
Working Capital	22.2	7.3
Capex	(35.0)	(105.2)
Disposals	12.4	14.6
Dividends	(12.5)	(12.6)
Free Cash flow	40.1	(37.2)

- ◆ Operating cash flow strong despite lower earnings
- ◆ +\$60m long term capex investment ahead of the recovery – free cash flow positive prior to investment
- ◆ Continued focus on working capital release
- ◆ Improving cash flow in 2H10 via increased EBITDA and anticipated \$20M of disposals
- ◆ 2H10 capex forecast of approx. \$60M, including delivery of balance of large truck fleet
- ◆ 1H10 interim dividend on hold

Balance Sheet & Borrowings

- ◆ Short-term gearing increased due to:
 - ◆ Low historical 12 month EBITDA
 - ◆ ~\$60m strategic investment in 1H10

A\$ Millions	Dec 08	Jun 09	Dec 09
Total Assets	1,266	1,121	1,120
Total Equity	736	683	663
Net Debt	412	331	352
Interest Cover	9.7	8.1	6.3
Net Debt: EBITDA	1.70	1.80	2.66
Net Debt: Equity	56%	49%	53%

Net debt comprises senior debt plus finance leases less cash

- ◆ Gearing to reduce rapidly by 30 June:
 - ✓ Strong EBITDA generation
 - ✓ Limited growth capex
 - ✓ Asset disposal strategy

Funding Facility	Facility limit (A\$M)	Drawn (31 Dec 09)	Headroom (A\$M)	Maturity
Multi-Currency Debt Facility	595	355	240	Aug 2011
Working Capital Facility	33	–	33	Range
Finance Lease	26	8	18	Range
Total	654	363	291	

Return on Capital

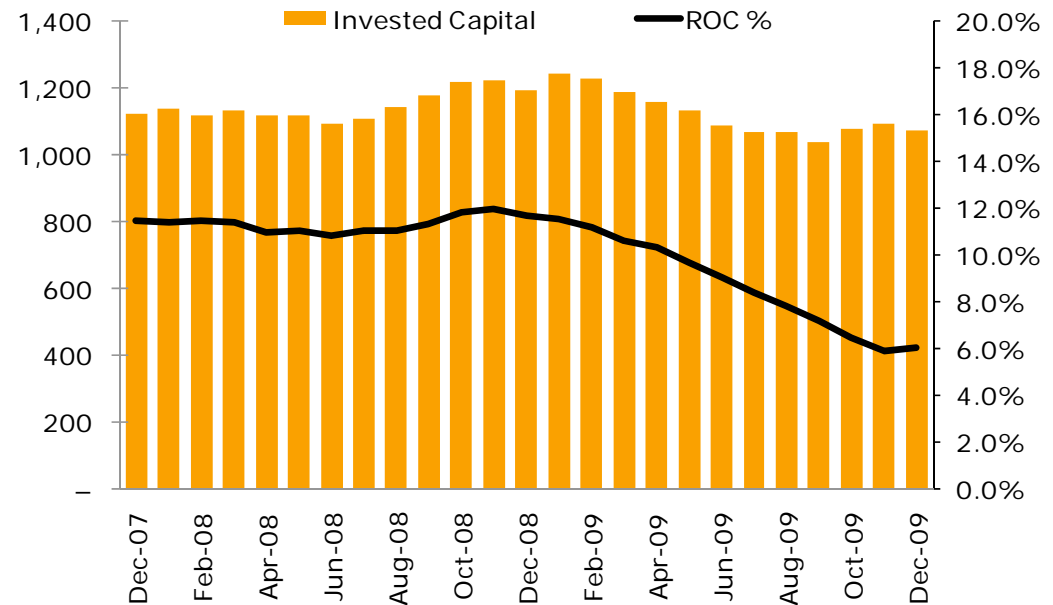
Focused on improving ROC and delivering satisfactory returns to shareholders

Current Situation

- ◆ CY09 low point of earnings cycle
- ◆ Surplus/ idle fleet abnormally high

Going forward

- ◆ Strong earnings future with installed asset base
- ◆ Disposal strategy underway to release underperforming capital



- ✓ Improving utilisation profile to drive earnings from installed asset base
- ✓ Strategy to liberate cash from underperforming assets will reduce invested capital



Earthmoving equipment solutions

Strategy & Outlook

Keith Gordon
CEO & Managing Director



RENTAL | SALES | PARTS | ASSET MANAGEMENT

Strategy

Immediate focus to improve core business while long-term strategic plan is finalised

Short-Term

- ◆ Exit Europe
- ◆ Exit Central Appalachian coal and restructure North America
- ◆ Liberate cash from underperforming assets
- ◆ Reduce debt
- ◆ Leverage earnings growth from installed asset base
- ◆ Evaluate investments in specific equipment asset classes
- ◆ Reposition fleet away from small civil to large mining fleet

Medium to Long-Term

- ◆ Long term strategic plan under development
- ◆ Focus will be on long term returns to Shareholders and improving ROC
- ◆ Further communication with the market as plan completed

Outlook

Business is highly leveraged to mining recovery currently underway

Volumes

- ◆ Both mining development and production activity undergoing positive step-change as business confidence improves
- ◆ Thermal coal, coking coal and iron ore volumes growing rapidly in Asia Pacific
- ◆ Canadian oil sands development activity has recommenced
- ◆ Other commodities undergoing resurgence

Equipment Capacity

- ◆ Short term excess capacity is now returning to work as activity recommences over FY10
- ◆ Market availability of larger mining equipment now tightening
- ◆ Small civil equipment market in North America & Europe remains in oversupply – continually reducing exposure

Capital Availability

- ◆ General recovery of credit flows expected to take longer than resource recovery
- ◆ Some customers likely to remain cautious on capex in medium term

Forecasting NPAT of \$40 million to \$44 million in FY10



Earthmoving equipment solutions

Questions



RENTAL | SALES | PARTS | ASSET MANAGEMENT

Disclaimer

Reliance on third party information

The information and views expressed in this Presentation were prepared by Emeco Holdings Ltd (the **Company**) and may contain information that has been derived from publicly available sources that have not been independently verified. No representation or warranty is made as to the accuracy, completeness or reliability of the information. No responsibility or liability is accepted by the Company, its officers, employees, agents or contractors for any errors, misstatements in or omissions from this Presentation.

Presentation is a summary only

This Presentation is information in a summary form only and does not purport to be complete. It should be read in conjunction with the Company's 2009 financial report. Any information or opinions expressed in this Presentation are subject to change without notice and the Company is not under any obligation to update or keep current the information contained within this Presentation.

Not investment advice

This Presentation is not intended and should not be considered to be the giving of investment advice by the Company or any of its shareholders, directors, officers, agents, employees or advisers. The information provided in this Presentation has been prepared without taking into account the recipient's investment objectives, financial circumstances or particular needs. Each party to whom this Presentation is made available must make its own independent assessment of the Company after making such investigations and taking such advice as may be deemed necessary.

No offer of securities

Nothing in this Presentation should be construed as either an offer to sell or a solicitation of an offer to buy or sell Company securities in any jurisdiction.

Forward looking statements

This Presentation may include forward-looking statements. Although the Company believes the expectations expressed in such forward-looking statements are based on reasonable assumptions, these statements are not guarantees or predictions of future performance, and involve both known and unknown risks, uncertainties and other factors, many of which are beyond the Company's control. As a result, actual results or developments may differ materially from those expressed in the statements contained in this Presentation. Investors are cautioned that statements contained in the Presentation are not guarantees or projections of future performance and actual results or developments may differ materially from those projected in forward-looking statements.

No liability

To the maximum extent permitted by law, neither the Company nor its related bodies corporate, directors, employees or agents, nor any other person, accepts any liability, including without limitation any liability arising from fault or negligence, for any direct, indirect or consequential loss arising from the use of this Presentation or its contents or otherwise arising in connection with it.