



**ING Australia Holdings Limited**  
ACN 008 459 596

GPO Box 3938 Sydney 2001  
DX 10110 S.S.E.

347 Kent Street  
Sydney NSW 2000

Telephone (02) 9234 8111  
Facsimile (02) 9299 1446

**Company** Sydney Stock Exchange  
**Facsimile Number** 1900 999 279  
**Attention** Manager Companies  
**cc:**  
**From** Steve Rouvray  
**Date** 23 November 2006  
**Number of pages including this page** 8  
**If all pages are not received please telephone** 02 9234 8401  
**Subject** FORM 605

---

Dear Sir

Attached please find Form 605 Notice of ceasing to be a Substantial Shareholder in relation to Emeco Holdings Limited.

Yours faithfully

A handwritten signature in black ink, appearing to be 'S.S. Rouvray', written in a cursive style.

S.S. Rouvray  
Secretary



**ING Australia Holdings Limited**  
ACN 008 459 596

GPO Box 3938 Sydney 2001  
DX 10110 S.S.E.

347 Kent Street  
Sydney NSW 2000

Telephone (02) 9234 8111  
Facsimile (02) 9299 1446

23 November 2006

The Secretary  
Emeco Holding Limited  
Ground Floor  
10 Ord Street  
WEST PERTH WA 6005

**Fax: 08 9321 1366**

Dear Sir

Enclosed please find Form 605 notice of ceasing to be a Substantial Shareholder.

Yours faithfully

S.S. Rouvray  
Secretary

**Form 605**Corporations Act 2001  
Section 671B**Notice of ceasing to be a substantial holder**To Company Name/Scheme Emeco Holdings Limited

ACN/ARSN \_\_\_\_\_

**1. Details of substantial holder(1)**Name ING Australia Holdings Limited and related companies  
ACN/ARSN (if applicable) 008 459 596The holder ceased to be a  
substantial holder on 17 /11 /2006  
The previous notice was given to the company on 11 /09 /2006  
The previous notice was dated 22 /09 /2006**2. Changes in relevant interests**

Particulars of each change in, or change in the nature of, a relevant interest (2) of the substantial holder or an associate (3) in voting securities of the company or scheme, since the substantial holder was last required to give a substantial holding notice to the company or scheme are as follows:

Date of change	Person whose relevant interest changed	Nature of change (4)	Consideration given in relation to change(5)	Class (6) and number of securities affected	Person's votes affected
	Refer Annexure	B			

**3. Changes in association**

The persons who have become associates (3) of, ceased to be associates of, or have changed the nature of their association (7) with, the substantial holder in relation to voting interests in the company or scheme are as follows:

Name and ACN/ARSN (if applicable)	Nature of association

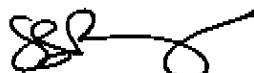
**4. Addresses**

The addresses of persons named in this form are as follows:

Name	Address
	refer Annexure C

**Signature**print name S S ROUVRAYcapacity SECRETARY

sign here

date 23 / 11 / 2006


**DIRECTIONS**

- (1) If there are a number of substantial holders with similar or related relevant interests (eg, a corporation and its related corporations, or the manager and trustee of an equity trust), the names could be included in an annexure to the form. If the relevant interests of a group of persons are essentially similar, they may be referred to throughout the form as a specifically named group if the membership of each group, with the names and addresses of members is clearly set out in paragraph 4 of the form.
- (2) See the definition of "relevant interest" in sections 608 and 671B(7) of the Corporations Act 2001.
- (3) See the definition of "associate" in section 9 of the Corporations Act 2001.
- (4) Include details of:
  - (a) any relevant agreement or other circumstances because of which the change in relevant interest occurred. If subsection 671B(4) applies, a copy of any document setting out the terms of any relevant agreement, and a statement by the person giving full and accurate details of any contract, scheme or arrangement, must accompany this form, together with a written statement certifying this contract, scheme or arrangement; and
  - (b) any qualification of the power of a person to exercise, control the exercise of, or influence the exercise of, the voting powers or disposal of the securities to which the relevant interest relates (indicating clearly the particular securities to which the qualification applies).See the definition of "relevant agreement" in section 9 of the Corporations Act 2001.
- (5) Details of the consideration must include any and all benefits, money and other, that any person from whom a relevant interest was acquired has, or may, become entitled to receive in relation to that acquisition. Details must be included even if the benefit is conditional on the happening or not of a contingency. Details must be included of any benefit paid on behalf of the substantial holder or its associate in relation to the acquisitions, even if they are not paid directly to the person from whom the relevant interest was acquired.
- (6) The voting shares of a company constitute one class unless divided into separate classes.
- (7) Give details, if appropriate, of the present association and any change in that association since the last substantial holding notice.

## ANNEXURE 'B'

## Changes in relevant interests

This is the annexure marked 'B' of 3 pages referred to in the form 605 notice of cessation of being a substantial shareholder signed by me on: 20-11-06



S S Rouvray  
Secretary, ING Australia Holdings Limited

Date of change	Person whose relevant interest changed	Nature of change	Consideration given in relation to change	Class and number of securities affected	Person's votes affected
12/09/2006	INGFML	Buy of Units on ASX	\$ 441,220	229,105	229,105
12/09/2006	INGFML	Buy of Units on ASX	\$ 144,692	76,127	76,127
13/09/2006	INGFML	Buy of Units on ASX	\$ 283,782	149,557	149,557
13/09/2006	INGFML	Buy of Units on ASX	\$ 20,648	10,732	10,732
3/11/2006	INGFML	Buy of Units on ASX	\$ 99,030	80,973	80,973
6/11/2006	INGFML	Sale of Units on ASX	\$ 120,827	64,061	64,061
7/11/2006	INGFML	Sale of Units on ASX	\$ 366,650	193,911	193,911
8/11/2006	INGFML	Sale of Units on ASX	\$ 78,179	39,193	39,193
8/11/2006	INGFML	Sale of Units on ASX	\$ 196,232	102,676	102,676
8/11/2006	INGFML	Sale of Units on ASX	\$ 43,339	22,631	22,631
8/11/2006	INGFML	Sale of Units on ASX	\$ 200,811	105,242	105,242
10/11/2006	INGFML	Sale of Units on ASX	\$ 147,166	77,037	77,037
10/11/2006	INGFML	Sale of Units on ASX	\$ 19,543	10,269	10,269
14/11/2006	INGFML	Sale of Units on ASX	\$ 202,907	109,314	109,314
15/11/2006	INGFML	Sale of Units on ASX	\$ 23,871	12,826	12,826
16/11/2006	INGFML	Sale of Units on ASX	\$ 116,279	62,073	62,073
17/11/2006	INGFML	Sale of Units on ASX	\$ 75,270	40,693	40,693
12/09/2006	INGFML	Sale of Units on ASX	\$ 1,816,016	879,577	879,577
12/10/2006	INGFML	Buy of Units on ASX	\$ 822,183	426,700	426,700
3/11/2006	INGFML	Buy of Units on ASX	\$ 156,326	84,200	84,200
6/11/2006	INGFML	Sale of Units on ASX	\$ 13,306	7,054	7,054
7/11/2006	INGFML	Sale of Units on ASX	\$ 40,371	21,361	21,361
6/11/2006	INGFML	Sale of Units on ASX	\$ 8,277	4,316	4,316
6/11/2006	INGFML	Sale of Units on ASX	\$ 22,707	11,861	11,861
10/11/2006	INGFML	Sale of Units on ASX	\$ 23,214	12,179	12,179
14/11/2006	INGFML	Sale of Units on ASX	\$ 17,028	8,910	8,910
15/11/2006	INGFML	Sale of Units on ASX	\$ 4,730	2,548	2,548
16/11/2006	INGFML	Sale of Units on ASX	\$ 8,266	5,000	5,000
17/11/2006	INGFML	Sale of Units on ASX	\$ 5,549	3,000	3,000
12/09/2006	INGFML	Sale of Units on ASX	\$ 143,253	78,041	78,041
12/09/2006	INGFML	Buy of Units on ASX	\$ 972,966	506,232	506,232
13/09/2006	INGFML	Buy of Units on ASX	\$ 316,880	166,673	166,673
13/09/2006	INGFML	Buy of Units on ASX	\$ 625,803	329,807	329,807
13/09/2006	INGFML	Buy of Units on ASX	\$ 46,534	23,667	23,667
13/09/2006	INGFML	Buy of Units on ASX	\$ 216,281	112,421	112,421
3/11/2006	INGFML	Sale of Units on ASX	\$ 291,457	154,527	154,527
7/11/2006	INGFML	Sale of Units on ASX	\$ 684,427	467,749	467,749
8/11/2006	INGFML	Sale of Units on ASX	\$ 181,346	94,641	94,641
8/11/2006	INGFML	Sale of Units on ASX	\$ 473,346	247,673	247,673
8/11/2006	INGFML	Sale of Units on ASX	\$ 104,542	54,591	54,591
8/11/2006	INGFML	Sale of Units on ASX	\$ 483,812	253,864	253,864
10/11/2006	INGFML	Sale of Units on ASX	\$ 354,982	185,765	185,765
10/11/2006	INGFML	Sale of Units on ASX	\$ 47,143	24,771	24,771
15/11/2006	INGFML	Sale of Units on ASX	\$ 372,474	200,666	200,666
15/11/2006	INGFML	Sale of Units on ASX	\$ 43,820	23,544	23,544
16/11/2006	INGFML	Sale of Units on ASX	\$ 211,616	113,947	113,947
17/11/2006	INGFML	Sale of Units on ASX	\$ 136,171	74,699	74,699
20/10/2006	INGFML	Sale of Units on ASX	\$ 3,585,878	1,663,607	1,663,607
12/09/2006	INGIM	Buy of Units on ASX	\$ 1,273,308	655,000	655,000
12/09/2006	INGIM	Buy of Units on ASX	\$ 200,453	104,086	104,086
13/09/2006	INGIM	Buy of Units on ASX	\$ 86,890	34,131	34,131
13/09/2006	INGIM	Buy of Units on ASX	\$ 126,926	67,346	67,346
13/09/2006	INGIM	Buy of Units on ASX	\$ 9,381	4,376	4,376
3/11/2006	INGIM	Buy of Units on ASX	\$ 44,560	23,161	23,161
6/11/2006	INGIM	Sale of Units on ASX	\$ 32,086	27,620	27,620
7/11/2006	INGIM	Sale of Units on ASX	\$ 199,760	93,604	93,604
8/11/2006	INGIM	Sale of Units on ASX	\$ 32,416	16,899	16,899
8/11/2006	INGIM	Sale of Units on ASX	\$ 84,302	44,267	44,267
8/11/2006	INGIM	Sale of Units on ASX	\$ 18,697	9,758	9,758
9/11/2006	INGIM	Buy of Units on ASX	\$ 405,769	211,900	211,900
10/11/2006	INGIM	Sale of Units on ASX	\$ 86,499	45,375	45,375
10/11/2006	INGIM	Sale of Units on ASX	\$ 63,451	33,202	33,202
14/11/2006	INGIM	Sale of Units on ASX	\$ 8,428	4,428	4,428
15/11/2006	INGIM	Sale of Units on ASX	\$ 91,909	46,516	46,516
16/11/2006	INGIM	Sale of Units on ASX	\$ 10,812	5,906	5,906
16/11/2006	INGIM	Sale of Units on ASX	\$ 52,217	28,117	28,117
17/11/2006	INGIM	Sale of Units on ASX	\$ 34,094	18,432	18,432
12/09/2006	INGIM	Sale of Units on ASX	\$ 1,109,499	604,260	604,260
12/09/2006	INGIM	Buy of Units on ASX	\$ 28,702	13,866	13,866
13/09/2006	INGIM	Buy of Units on ASX	\$ 8,751	4,547	4,547
13/09/2006	INGIM	Buy of Units on ASX	\$ 17,175	9,052	9,052
13/09/2006	INGIM	Buy of Units on ASX	\$ 1,251	660	660
13/09/2006	INGIM	Buy of Units on ASX	\$ 6,836	3,065	3,065
3/11/2006	INGIM	Sale of Units on ASX	\$ 7,364	3,920	3,920
6/11/2006	INGIM	Sale of Units on ASX	\$ 22,441	11,868	11,868
7/11/2006	INGIM	Sale of Units on ASX	\$ 5,755	3,000	3,000
8/11/2006	INGIM	Sale of Units on ASX	\$ 12,566	6,465	6,465
9/11/2006	INGIM	Sale of Units on ASX	\$ 12,031	6,626	6,626
10/11/2006	INGIM	Sale of Units on ASX	\$ 9,286	4,646	4,646

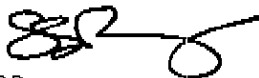
14/11/2006	INGIM	Sale of Units on ASX	\$	12,128	-	6,534	-	6,534
15/11/2006	INGIM	Sale of Units on ASX	\$	5,286	-	5,000	-	5,000
16/11/2006	INGIM	Sale of Units on ASX	\$	5,549	-	3,000	-	3,000
17/11/2006	INGIM	Sale of Units on ASX	\$	103,694	-	56,466	-	56,466
12/09/2006	INGIM	Buy of Units on ASX	\$	182,622	-	64,831	-	64,831
13/09/2006	INGIM	Buy of Units on ASX	\$	85,912	-	31,126	-	31,126
13/09/2006	INGIM	Buy of Units on ASX	\$	117,587	-	61,870	-	61,870
13/09/2006	INGIM	Buy of Units on ASX	\$	8,656	-	4,447	-	4,447
3/11/2006	INGIM	Buy of Units on ASX	\$	40,638	-	21,123	-	21,123
6/11/2006	INGIM	Sale of Units on ASX	\$	43,313	-	25,145	-	25,145
7/11/2006	INGIM	Sale of Units on ASX	\$	143,643	-	79,142	-	79,142
8/11/2006	INGIM	Sale of Units on ASX	\$	30,663	-	15,896	-	15,896
8/11/2006	INGIM	Sale of Units on ASX	\$	80,085	-	41,605	-	41,605
9/11/2006	INGIM	Sale of Units on ASX	\$	17,689	-	9,237	-	9,237
10/11/2006	INGIM	Sale of Units on ASX	\$	61,870	-	42,553	-	42,553
10/11/2006	INGIM	Sale of Units on ASX	\$	60,053	-	31,428	-	31,428
12/11/2006	INGIM	Sale of Units on ASX	\$	7,977	-	4,191	-	4,191
15/11/2006	INGIM	Sale of Units on ASX	\$	68,338	-	37,365	-	37,365
16/11/2006	INGIM	Sale of Units on ASX	\$	9,159	-	4,383	-	4,383
17/11/2006	INGIM	Sale of Units on ASX	\$	38,384	-	21,212	-	21,212
17/11/2006	INGIM	Sale of Units on ASX	\$	25,722	-	13,806	-	13,806
12/09/2006	INGIM	Sale of Units on ASX	\$	875,645	-	587,919	-	587,919
12/10/2006	INGIM	Buy of Units on ASX	\$	111,751	-	58,000	-	58,000
3/11/2006	INGIM	Buy of Units on ASX	\$	21,164	-	11,400	-	11,400
6/11/2006	INGIM	Sale of Units on ASX	\$	1,785	-	947	-	947
7/11/2006	INGIM	Sale of Units on ASX	\$	5,417	-	2,865	-	2,865
8/11/2006	INGIM	Sale of Units on ASX	\$	5,755	-	3,000	-	3,000
9/11/2006	INGIM	Sale of Units on ASX	\$	6,689	-	3,500	-	3,500
10/11/2006	INGIM	Sale of Units on ASX	\$	580	-	304	-	304
14/11/2006	INGIM	Sale of Units on ASX	\$	424	-	222	-	222
15/11/2006	INGIM	Sale of Units on ASX	\$	117	-	63	-	63
17/11/2006	INGIM	Sale of Units on ASX	\$	741	-	369	-	369
12/09/2006	INGIM	Buy of Units on ASX	\$	15,235	-	10,476	-	10,476
12/09/2006	INGIM	Buy of Units on ASX	\$	217,314	-	112,841	-	112,841
13/09/2006	INGIM	Buy of Units on ASX	\$	71,217	-	37,003	-	37,003
13/09/2006	INGIM	Buy of Units on ASX	\$	139,770	-	73,661	-	73,661
13/09/2006	INGIM	Buy of Units on ASX	\$	10,170	-	5,266	-	5,266
3/11/2006	INGIM	Buy of Units on ASX	\$	48,308	-	25,109	-	25,109
8/11/2006	INGIM	Sale of Units on ASX	\$	60,911	-	32,264	-	32,264
7/11/2006	INGIM	Sale of Units on ASX	\$	184,835	-	97,754	-	97,754
8/11/2006	INGIM	Sale of Units on ASX	\$	37,899	-	19,768	-	19,768
8/11/2006	INGIM	Sale of Units on ASX	\$	58,924	-	51,761	-	51,761
9/11/2006	INGIM	Sale of Units on ASX	\$	21,849	-	11,409	-	11,409
10/11/2006	INGIM	Sale of Units on ASX	\$	101,133	-	53,055	-	53,055
10/11/2006	INGIM	Sale of Units on ASX	\$	74,189	-	38,820	-	38,820
14/11/2006	INGIM	Sale of Units on ASX	\$	9,553	-	5,177	-	5,177
16/11/2006	INGIM	Sale of Units on ASX	\$	89,230	-	44,839	-	44,839
15/11/2006	INGIM	Sale of Units on ASX	\$	9,782	-	5,261	-	5,261
16/11/2006	INGIM	Sale of Units on ASX	\$	47,285	-	25,461	-	25,461
17/11/2006	INGIM	Sale of Units on ASX	\$	30,873	-	16,831	-	16,831
12/09/2006	INGL	Buy of Units on ASX	\$	797,372	-	434,585	-	434,585
12/09/2006	INGL	Buy of Units on ASX	\$	43,137	-	22,399	-	22,399
13/09/2006	INGL	Buy of Units on ASX	\$	14,136	-	7,345	-	7,345
13/09/2006	INGL	Buy of Units on ASX	\$	27,745	-	14,622	-	14,622
13/09/2006	INGL	Buy of Units on ASX	\$	2,018	-	1,048	-	1,048
3/11/2006	INGL	Sale of Units on ASX	\$	9,591	-	4,985	-	4,985
6/11/2006	INGL	Sale of Units on ASX	\$	11,813	-	6,157	-	6,157
7/11/2006	INGL	Sale of Units on ASX	\$	35,241	-	18,638	-	18,638
8/11/2006	INGL	Sale of Units on ASX	\$	7,226	-	3,767	-	3,767
9/11/2006	INGL	Sale of Units on ASX	\$	18,821	-	10,371	-	10,371
10/11/2006	INGL	Sale of Units on ASX	\$	20,263	-	10,630	-	10,630
14/11/2006	INGL	Sale of Units on ASX	\$	14,864	-	7,778	-	7,778
15/11/2006	INGL	Sale of Units on ASX	\$	18,462	-	9,946	-	9,946
16/11/2006	INGL	Sale of Units on ASX	\$	10,888	-	5,756	-	5,756
17/11/2006	INGL	Sale of Units on ASX	\$	6,979	-	3,775	-	3,775
12/09/2006	INGL	Buy of Units on ASX	\$	164,322	-	89,494	-	89,494
12/09/2006	INGL	Buy of Units on ASX	\$	37,252	-	19,333	-	19,333
13/09/2006	INGL	Buy of Units on ASX	\$	12,200	-	6,336	-	6,336
13/09/2006	INGL	Buy of Units on ASX	\$	23,846	-	12,820	-	12,820
13/09/2006	INGL	Buy of Units on ASX	\$	1,745	-	907	-	907
3/11/2006	INGL	Buy of Units on ASX	\$	9,275	-	4,301	-	4,301
6/11/2006	INGL	Sale of Units on ASX	\$	9,555	-	5,278	-	5,278
7/11/2006	INGL	Sale of Units on ASX	\$	30,208	-	15,875	-	15,875
8/11/2006	INGL	Sale of Units on ASX	\$	6,184	-	3,229	-	3,229
9/11/2006	INGL	Sale of Units on ASX	\$	18,588	-	9,889	-	9,889
10/11/2006	INGL	Sale of Units on ASX	\$	17,368	-	9,112	-	9,112
14/11/2006	INGL	Sale of Units on ASX	\$	12,741	-	6,657	-	6,657
16/11/2006	INGL	Sale of Units on ASX	\$	15,854	-	8,595	-	8,595
15/11/2006	INGL	Sale of Units on ASX	\$	9,295	-	5,000	-	5,000
17/11/2006	INGL	Sale of Units on ASX	\$	8,028	-	3,269	-	3,269
12/09/2006	INGL	Buy of Units on ASX	\$	141,625	-	77,242	-	77,242
12/09/2006	INGL	Buy of Units on ASX	\$	156,875	-	70,398	-	70,398
13/09/2006	INGL	Buy of Units on ASX	\$	44,430	-	23,085	-	23,085
13/09/2006	INGL	Buy of Units on ASX	\$	67,195	-	45,955	-	45,955
13/09/2006	INGL	Buy of Units on ASX	\$	6,345	-	3,268	-	3,268
3/11/2006	INGL	Buy of Units on ASX	\$	30,137	-	15,664	-	15,664
6/11/2006	INGL	Sale of Units on ASX	\$	38,072	-	19,125	-	19,125
7/11/2006	INGL	Sale of Units on ASX	\$	108,483	-	57,892	-	57,892
8/11/2006	INGL	Sale of Units on ASX	\$	21,444	-	11,701	-	11,701
9/11/2006	INGL	Sale of Units on ASX	\$	58,585	-	30,654	-	30,654
9/11/2006	INGL	Sale of Units on ASX	\$	12,940	-	6,757	-	6,757
10/11/2006	INGL	Sale of Units on ASX	\$	58,890	-	31,419	-	31,419
13/11/2006	INGL	Sale of Units on ASX	\$	43,936	-	22,990	-	22,990
14/11/2006	INGL	Sale of Units on ASX	\$	5,836	-	3,066	-	3,066
15/11/2006	INGL	Sale of Units on ASX	\$	56,103	-	30,225	-	30,225
16/11/2006	INGL	Sale of Units on ASX	\$	6,600	-	3,648	-	3,648
16/11/2006	INGL	Sale of Units on ASX	\$	31,874	-	17,163	-	17,163
16/11/2006	INGL	Sale of Units on ASX	\$	20,811	-	11,251	-	11,251

17/11/2008	INGL	Sale of Units on ASX	\$	500,781	-	272,743	-	272,743
12/09/2008	INGL	Buy of Units on ASX	\$	1,591,044	-	828,156	-	828,156
12/09/2008	INGL	Buy of Units on ASX	\$	621,402	-	270,909	-	270,909
13/09/2008	INGL	Buy of Units on ASX	\$	1,023,218	-	539,303	-	539,303
13/09/2008	INGL	Buy of Units on ASX	\$	74,458	-	36,701	-	36,701
3/11/2008	INGL	Buy of Units on ASX	\$	353,679	-	183,831	-	183,831
6/11/2008	INGL	Sale of Units on ASX	\$	443,409	-	235,090	-	235,090
7/11/2008	INGL	Sale of Units on ASX	\$	1,345,631	-	711,614	-	711,614
8/11/2008	INGL	Sale of Units on ASX	\$	270,094	-	140,609	-	140,609
8/11/2008	INGL	Sale of Units on ASX	\$	715,898	-	374,999	-	374,999
9/11/2008	INGL	Sale of Units on ASX	\$	159,328	-	85,198	-	85,198
10/11/2008	INGL	Sale of Units on ASX	\$	798,048	-	397,658	-	397,658
10/11/2008	INGL	Sale of Units on ASX	\$	542,080	-	283,662	-	283,662
14/11/2008	INGL	Sale of Units on ASX	\$	71,994	-	37,826	-	37,826
15/11/2008	INGL	Sale of Units on ASX	\$	606,323	-	326,650	-	326,650
15/11/2008	INGL	Sale of Units on ASX	\$	71,330	-	39,325	-	39,325
16/11/2008	INGL	Sale of Units on ASX	\$	334,839	-	180,352	-	180,352
17/11/2008	INGL	Sale of Units on ASX	\$	220,242	-	119,059	-	119,059
12/08/2008	INGL	Buy of Units on ASX	\$	5,938,246	-	3,234,113	-	3,234,113
12/08/2008	INGL	Buy of Units on ASX	\$	262,592	-	136,362	-	136,362
13/08/2008	INGL	Buy of Units on ASX	\$	86,064	-	44,712	-	44,712
13/08/2008	INGL	Buy of Units on ASX	\$	168,891	-	89,008	-	89,008
13/08/2008	INGL	Buy of Units on ASX	\$	12,288	-	6,387	-	6,387
3/11/2008	INGL	Buy of Units on ASX	\$	58,374	-	30,341	-	30,341
6/11/2008	INGL	Sale of Units on ASX	\$	76,443	-	40,529	-	40,529
7/11/2008	INGL	Sale of Units on ASX	\$	231,987	-	122,681	-	122,681
8/11/2008	INGL	Sale of Units on ASX	\$	47,583	-	24,796	-	24,796
8/11/2008	INGL	Sale of Units on ASX	\$	124,148	-	64,959	-	64,959
8/11/2008	INGL	Sale of Units on ASX	\$	27,418	-	14,318	-	14,318
10/11/2008	INGL	Sale of Units on ASX	\$	126,821	-	66,564	-	66,564
10/11/2008	INGL	Sale of Units on ASX	\$	93,109	-	48,720	-	48,720
14/11/2008	INGL	Sale of Units on ASX	\$	12,366	-	6,497	-	6,497
15/11/2008	INGL	Sale of Units on ASX	\$	66,770	-	33,760	-	33,760
15/11/2008	INGL	Sale of Units on ASX	\$	11,737	-	6,306	-	6,306
16/11/2008	INGL	Sale of Units on ASX	\$	56,682	-	30,521	-	30,521
17/11/2008	INGL	Sale of Units on ASX	\$	37,011	-	20,009	-	20,009
N/A	INGNZ	Buy of Units on ASX	\$	968,324	-	527,373	-	527,373
				N/A		209,273		209,273

## ANNEXURE 'C'

## Present relevant interests

This is the annexure marked 'C' of 1 page referred to in Form 605 notice of cessation of being a shareholder signed by me on: 30-11-08



S S Rouvray  
Secretary, ING Australia Holdings Limited

Holder of relevant interest	Registered holder of securities	Person entitled to be registered as holder	Nature of relevant interest	Class and number of securities	Person's votes
ING Group	ANZ Nominees Limited LFG Holdings Pty Ltd	ING Life Ltd as Responsible Entity	Relevant Interest arising pursuant to section 608(1) of the Corporations Act	11,839,030	11,839,030
ING Group	ANZ Managed Investments Limited C/- ANZ Nominees Limited	ING Funds Management Ltd as Responsible Entity	As above	13,106,157	13,106,157
ING Group	ING (NZ) Limited	ING (NZ) Limited	As above	209,273	209,273
ING Group	Cogent Nominees Pty Limited Custodian for Aust. Portfolio Managers	ING Investment Management Limited as Responsible Entity	As above	1,180,925	1,180,925
ING Group	Premier Nominees as Custodian for AJNZ	ING Investment Management Limited as Responsible Entity	As above	146,807	146,807
ING Group	Citicorp Nominees Pty Limited as Custodian for Commonwealth Australia Share 5	ING Investment Management Limited as Responsible Entity	As above	1,050,717	1,050,717
ING Group	J P Morgan Nominees Australia Limited Custodian for Sisters Of Charity	ING Investment Management Limited as Responsible Entity	As above	47,624	47,624
ING Group	Cogent Nominees Pty Limited Custodian for AMP Capital Investors	ING Investment Management Limited as Responsible Entity	As above	1,234,378	1,234,378
					<u>28,814,911</u>